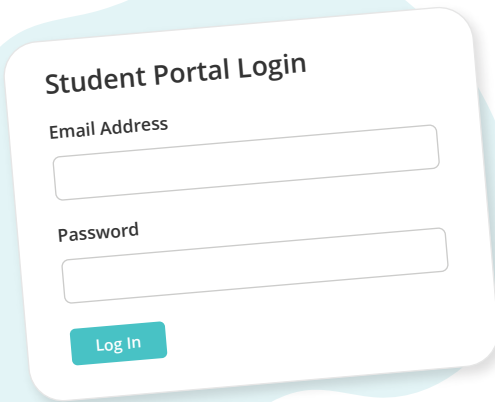
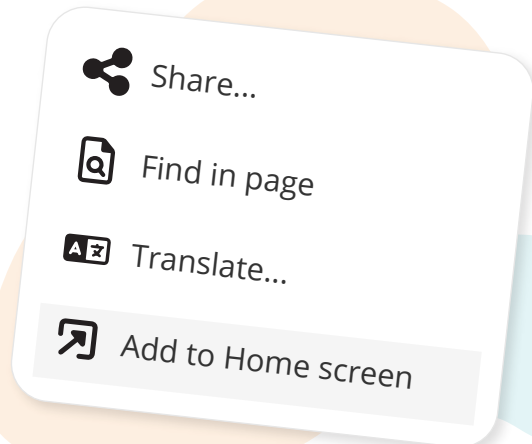


How to...

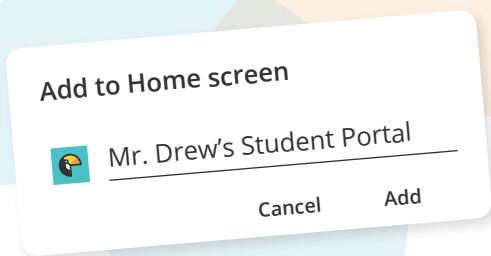
Add the Portal to Your Home Screen (Android)



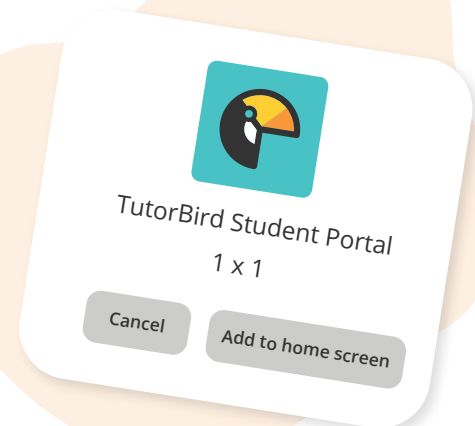
Sign in to the Student Portal on your phone



Tap the 3 dots in top right, then **“Add to Home screen”**



Name the shortcut, then tap **“Add”**



Tap **“Add to Home screen”**
Or touch & hold the widget to place it on your home screen



More questions? Click the question mark in the top right corner to open the in-app Help Center