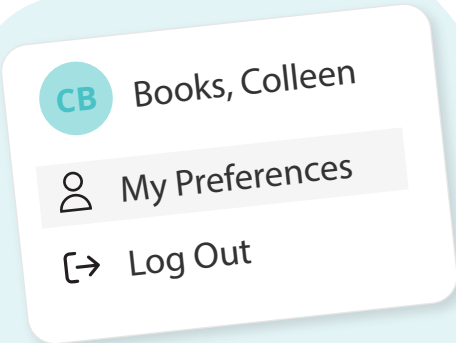


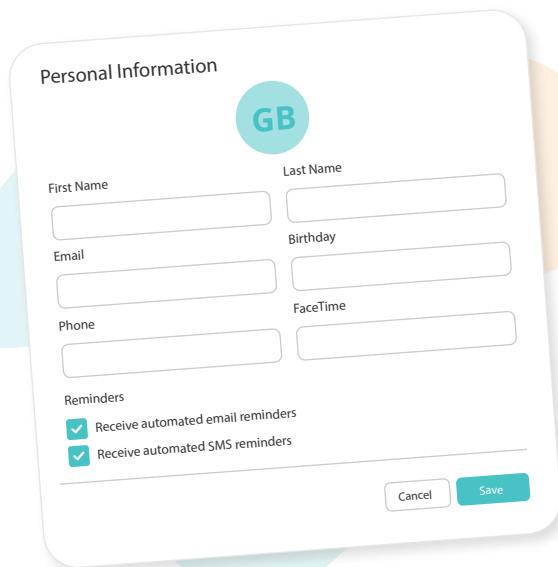
# Add Your FaceTime ID



Click your name in the top right corner, then **“My Preferences”**




Click the edit button in the top right of the student’s profile



Fill in the **“FaceTime”** field



Click **“Save”** to confirm your changes

 **More questions?** Click the question mark in the top right corner to open the in-app Help Center